

Youth Participation on the Holistic Development and Leadership Skills of Sangguniang Kabataan

Amanda Daniel C. Catapang

amandacatapang1129@gmail.com

Laguna State Polytechnic University Sta. Cruz Laguna 4009 PHILIPPINES

Abstract

The main purpose of the study is to determine the relationship of youth participation on the Holistic Development and Leadership Skills of Sangguniang Kabataan. Specifically, this study aimed: (1) to identify the demographic profile of the selected respondents in terms of age, gender, civil status, educational attainment, socio-economic status and position held; (2) to measure the level of youth participation in terms of education, active citizenship, governance and health; (3) to determine the level of holistic development in terms of cognitive, social, civic and physical; and (4) to determine the level of leadership skills in terms of decision-making, problem solving, creativity and teamwork; (5-6) to determine the significant difference in the holistic development and leadership skills of the Sangguniang Kabataan when grouped according to profile; and (7) to determine the relationship of youth participation to the holistic development and leadership skills of the

It involved 200 officials and members from selected barangays in Nagcarlan, Laguna, using a descriptive method. The findings reveal that the majority of respondents are aged 19-21, mostly male, single, senior high school graduates, and from low socioeconomic backgrounds, holding positions in SK or Katipunan ng Kabataan. Overall, youth participation across various domains like education, active citizenship, governance, and health was very high, as was the level of holistic development encompassing cognitive, social, civic, and physical aspects, alongside leadership skills including decision-making, problem-solving, creativity, and teamwork.

Demographic analysis showed significant differences in leadership skills concerning gender, civil status, educational attainment, and socioeconomic status, while age and position held did not exhibit significant differences. Similarly, certain dimensions of holistic development such as physical, civic, and cognitive development were influenced by age and socioeconomic status, but not by gender, civil status, or position held.

Furthermore, the study confirmed a significant relationship between youth participation and both holistic development and leadership skills within Sangguniang Kabataan. Consequently, the study suggests Sangguniang Kabataan can enhance their youth participation programs by incorporating diverse viewpoints, ensuring clarity and responsibility, and fostering effective communication. This would facilitate the development of robust activities that promote the holistic growth of young leaders. Additionally, by equipping the energy of youth engagement, Sangguniang Kabataan can nurture strong leadership skills among its members, benefiting both the organization and the broader community. Local government units can support this effort by organizing training programs focused on leadership, project management, communication, and advocacy. Policymakers should tailor their approaches to address the diverse developmental needs of different demographic groups, fostering fairer, more inclusive, and prosperous communities. Future research should explore the relationship between education levels and political leadership ability to inform policy decisions and improve political education strategies.

Keywords: Holistic development; leadership skills; inclusive

1. Introduction

Participating is a basic human right, and this idea shows up again and again in many agreements and statements. It's very clear in the Universal Declaration of Human Rights too. When young people get involved actively, they learn important skills for life and become more aware of what it means to be citizens who care about human rights. This also gives them power to act positively as citizens, which is very important both for their own progress and for making their communities better. Young individuals need to be given the important tools such as knowledge, understanding of their civil rights and how to use these rights; doing so will allow them to take part effectively.

Throughout the years, young individuals in our country have consistently risen to meet the challenge. The concerns of the younger generation are placed at high importance by everyone. But is it not wrong to only make the young people responsible for keeping safe what we have built with much effort? Thinking this, we carefully lead them on paths of learning - these are subjects made to help them grow into adults ready to face the big problems that will come in their lives.

The Sangguniang Kabataan acts as the recognized representative for young people in the Philippines within local government. It helps their growth and development by giving them chances to take part in making decisions. Also, with its planned actions like starting programs, carrying out projects, and leading activities, it makes sure that all these requirements are properly fulfilled already.

This thesis is based on the idea that youth who take part in the Sangguniang Kabataan can learn important skills and abilities that are important for their own growth and development. Young people who are involved in the Sangguniang Kabataan can improve their social skills, communication skills, and civic engagement, among other things. Also, youth involvement in the Sangguniang Kabataan can help them make friends and give them opportunities to help their community and Katipunan ng Kabataan members.

This study seeks to address this gap in the literature by investigating the effects of youth participation on the holistic development and leadership skills of the Sangguniang Kabataan.

1.1 Statement of the Problem

Specifically, it answered the following questions.

1. What is the profile of the respondents with regards to:
 - 1.1 Age;
 - 1.2 Gender;
 - 1.3 Civil Status;
 - 1.4 Educational Attainment;
 - 1.5 Socio-economic Status; and
 - 1.6 Position Held?
2. What is the level of Sangguniang Kabataan perception about youth participation in terms of:
 - 2.1. Active Citizenship;
 - 2.2. Education;
 - 2.3. Governance; and
 - 2.4. Health?
3. What is the level of holistic development in terms of:
 - 3.1 Civic;
 - 3.2 Cognitive;
 - 3.3 Social; and
 - 3.4 Physical?
4. What is the level of leadership skills in terms of:
 - 4.1 Creativity;
 - 4.2 Decision-Making;

- 4.3 Problem-Solving; and
- 4.4 Teamwork?
5. Are there significant difference in the Holistic Development of the Sangguniang Kabataan when grouped according to profile?
6. Are there significant difference in the Leadership Skills of the Sangguniang Kabataan when grouped according to profile?
7. Does the youth participation has significant relation to the Holistic Development and Leadership Skills of the Sangguniang Kabataan?

2. Methodology

Descriptive research design was employed to gather necessary data and reliable sources of information from the library with the use of different books, journals and the internet.

3. Results and Discussion

This chapter present, analyzes and interprets the data gathered that showed significant difference in the holistic development and leadership skill of the Sangguniang Kabataan when grouped according to profile also the significant relationship of youth participation on holistic development and leadership skills of the Sangguniang Kabataan.

Profile of the Respondents

Profile of the respondents include age, gender, civil status, educational attainment, socio economic status and position.

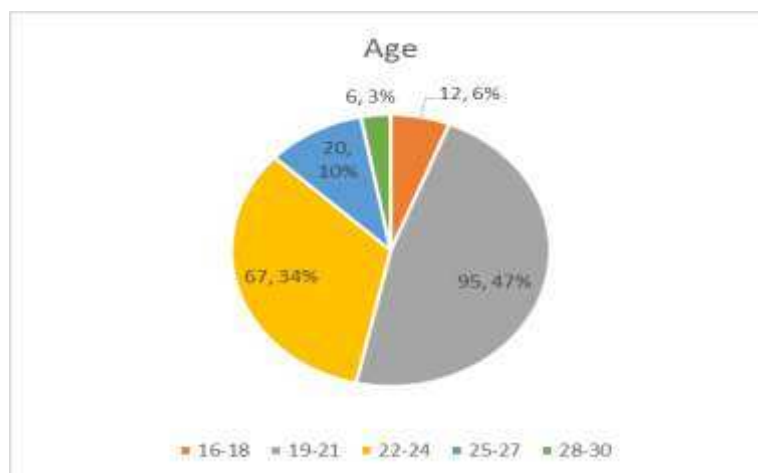


Figure 1. Profile of the Respondents with Regards to Age

Figure 1 shows the profile of the respondents in terms of age. Majority of respondents fall within the age range of 19-21 years, constituting 47.50% of the total sample. The age distribution shows a relatively balanced representation across the other age groups, with the smallest proportion being in the 28-30 years old category. This information provides a snapshot of the age composition of the surveyed population, which can

be valuable for understanding the demographics of the sample and potentially drawing insights related to age-specific perspectives or experiences within the context being studied.

Analyzing the age profile of respondents can offer nuanced perspectives on age-specific perspectives, experiences, and needs within the context being examined. For instance, different age groups may have distinct priorities, challenges, or aspirations, which could influence their perceptions and responses to the survey questions or research objectives.

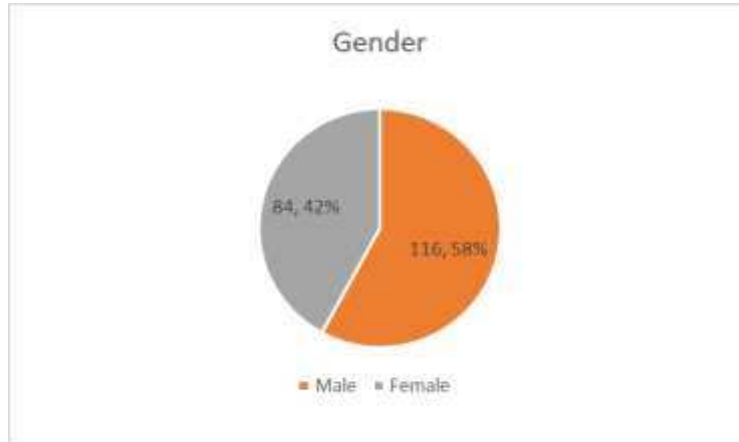


Figure 2. Profile of the Respondents with Regards to Gender

Figure 2 present the profile of the respondents in terms of gender male respondents make up 58.00% of the sample overall, and they are most of the sample. The 42.00% of the population surveyed is female. This data provides an overview of the gender distribution of the study participants. Analyzing potential gender-related patterns, points of view, or experiences within the research setting requires an understanding of the gender distribution

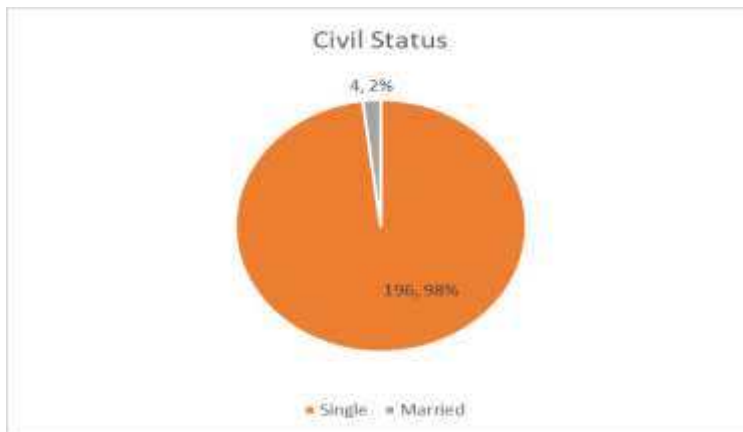


Figure 3. Profile of the Respondents with Regards to Civil Status

Figure 3 shows the percentage of respondents in terms of civil status. From those who had been surveyed, single respondents were 98% with a total of one hundred ninety-six (196) out of two hundred (200) youths from Nagcarlan, Laguna. The percentage of married is 2% with a total of four (4) youth respondents

from Nagcarlan, Laguna.

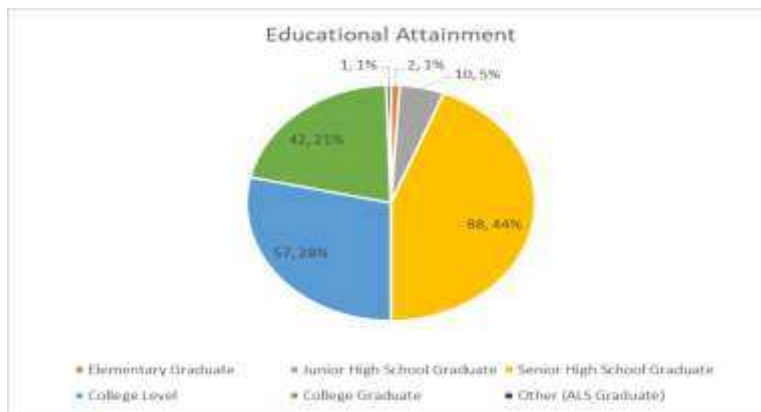


Figure 4. Profile of the Respondents with Regards to Educational Attainment

As shown in Figure 4, respondents in Senior High School Graduate got the highest percentage which is 44% or eighty-eight (88) respondents out of two hundred (200) youths. The second highest is 28% or fifty-seven (57) respondents are at the College Level. On the other hand, the lowest percentage is 1% or one (1) respondent are ALS Graduate.

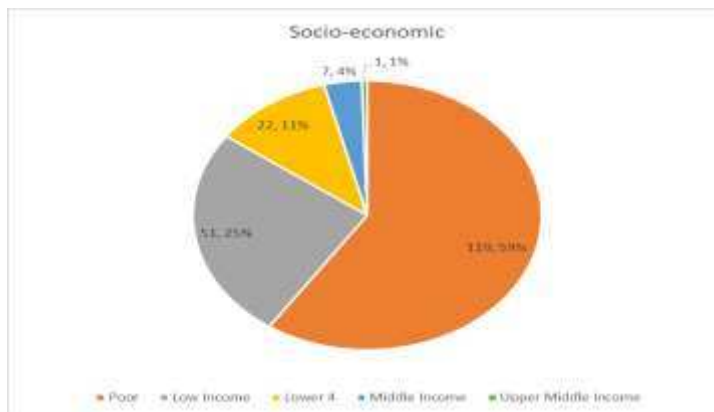


Figure 5. Profile of the Respondents with Regards to Socio-economic Status

Figure 5 underscores the socioeconomic diversity among the respondents, with a significant majority hailing from poor backgrounds. This insight into the demographic composition of the surveyed population provides valuable context for understanding the socioeconomic dynamics and challenges prevalent within the community under study. Moreover, it underscores the importance of addressing issues related to poverty and income inequality as part of broader efforts aimed at promoting social equity.

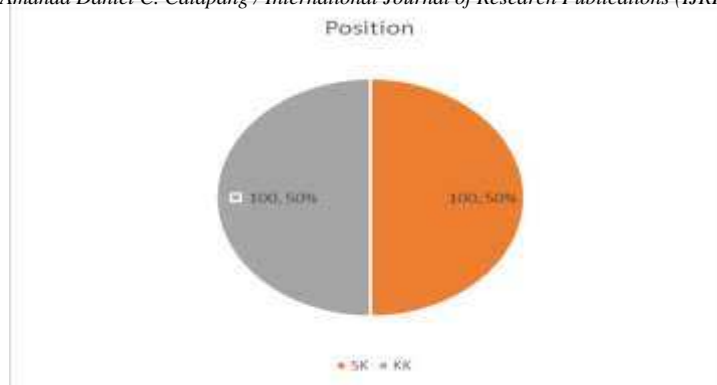


Figure 6. Profile of the Respondents with Regards to Position Held

The distribution of respondents by position is displayed in Figure 6. Out of 200 respondents, 100 are from Sangguniang Kabataan, which is 50% of the total. There were 100 Katipunan ng Kabataan respondents in total, making up 50% of the total responses. The overall percentage is 100%.

Level of Sangguniang Kabataan Perception about Youth Participation

Level of Sangguniang Kabataan perception about participation comprises active citizenship, education, governance, and health and was determined by mean and standard deviation.

Table 1. Level of Sangguniang Kabataan Perception about Youth Participation in Terms of Education

INDICATORS	MEAN	SD	REMARKS
<i>I believe that youth participation in education is essential for the development of the Sangguniang Kabataan.</i>	4.94	0.24	Strongly Agree
<i>I feel well-informed about the educational opportunities and programs offered by the Sangguniang Kabataan in Nagcarlan, Laguna.</i>	4.81	0.42	Strongly Agree
<i>I believe that the Sangguniang Kabataan's efforts positively impact the educational development of the youth in Nagcarlan, Laguna.</i>	4.89	0.31	Strongly Agree
<i>I believe that Sangguniang Kabataan could do more to encourage youth participation in education</i>	4.89	0.31	Strongly Agree
<i>I am satisfied with the current educational programs and opportunities provided by the Sangguniang Kabataan for the youth in Nagcarlan, Laguna.</i>	4.86	0.35	Strongly Agree

Overall Mean = 4.88

Standard Deviation = 0.33

Verbal Interpretation = Very High

Table 1 presents the results of the assessment regarding the Sangguniang Kabataan's perception about youth participation in education in Nagcarlan, Laguna. Participants strongly agree that youth participation in education is essential for the development of the Sangguniang Kabataan ($M=4.94$, $SD=0.24$). They believe that the Sangguniang Kabataan's efforts positively impact the educational development of the youth in Nagcarlan, Laguna ($M=4.89$, $SD=0.31$). They believe that Sangguniang Kabataan could do more to encourage youth participation in education ($M=4.89$, $SD=0.31$). On the other hand, they are well-informed about the educational opportunities and programs offered by the Sangguniang Kabataan in Nagcarlan, Laguna

($M=4.81$, $SD=0.42$).

The overall mean score for all indicators is 4.88, indicating a *Very high level* of positive perception regarding youth participation in education among members of the Sangguniang Kabataan. In accordance with the overall results, the Sangguniang Kabataan members in Nagcarlan, Laguna, show a positive opinion of youth involvement in education and think that the current initiatives. Education provides people with essential knowledge and skills for success in their lives, as well as the ability to make valuable contributions within their communities.

Table 2. Level of Sangguniang Kabataan Perception about Youth Participation in Terms of Active Citizenship

INDICATORS	MEAN	SD	REMARKS
<i>I see the Sangguniang Kabataan as a promoter of youth engagement in active citizenship activities, such as community service and voluntary works.</i>	4.86	0.35	Strongly Agree
<i>I actively participate in community-based projects or activities organized by the Sangguniang Kabataan to promote active citizenship.</i>	4.86	0.35	Strongly Agree
<i>I believe that active citizenship has a positive impact on my overall development as a youth in Nagcarlan, Laguna.</i>	4.88	0.33	Strongly Agree
<i>I believe that Sangguniang Kabataan could do more to enhance youth participation in active citizenship initiatives.</i>	4.86	0.35	Strongly Agree
<i>I find the Sangguniang Kabataan's efforts in fostering a sense of active citizenship among youth in my community effective.</i>	4.90	0.30	Strongly Agree

Overall Mean = 4.87

Standard Deviation = 0.34

Verbal Interpretation = Very High

Table 2 presents the results of the assessment regarding the Sangguniang Kabataan's perception about youth participation in active citizenship in Nagcarlan, Laguna. Participants *strongly agree* that Sangguniang Kabataan's efforts in fostering a sense of active citizenship among youth is community effective ($M=4.90$, $SD=0.30$). They believe that active citizenship has a positive impact on my overall development as a youth in Nagcarlan, Laguna ($M=4.88$, $SD=0.33$). On the other hand, participants actively participate in community-based projects or activities organized by the Sangguniang Kabataan to promote active citizenship ($M=4.86$, $SD=0.35$).

The level of Sangguniang Kabataan perception about youth participation in terms of active citizenship attained a weighted mean score of 4.87 was *very high* among the respondents. In accordance with the overall results, the Sangguniang Kabataan members in Nagcarlan, Laguna, indicate a strong endorsement of the SK's role in shaping the civic consciousness and participation of the youth in the community.

The findings are supported by the study of by Kavolius (2023) wherein the topic of active involvement in society is quite relevant today. There is a focus on encouraging young people to participate civically and build good experiences. Surveys at the national level are revealing that younger individuals are participating more in different activities, but these surveys also indicate that such young people tend to be more aware of and recognize the risks associated with being actively involved in citizenship tasks.

Table 3. Level of Sangguniang Kabataan Perception about Youth Participation in Terms of Governance

INDICATORS	MEAN	SD	REMARKS
<i>I perceive the Sangguniang Kabataan as actively involving youth in local governance.</i>	4.87	0.35	Strongly Agree
<i>I am satisfied with the level of transparency and accountability within the Sangguniang Kabataan's governance activities in Nagcarlan, Laguna.</i>	4.88	0.35	Strongly Agree
<i>I believe that the Sangguniang Kabataan effectively represents the interests and concerns of the youth in my community within the local governance framework.</i>	4.85	0.37	Strongly Agree
<i>I am well-informed about the governance and decision-making processes of the Sangguniang Kabataan in Nagcarlan, Laguna.</i>	4.84	0.38	Strongly Agree
<i>I know that the Sangguniang Kabataan could take more actions to enhance youth participation in local governance.</i>	4.90	0.32	Strongly Agree

Overall Mean = 4.87**Standard Deviation = 0.35****Verbal Interpretation = Very High**

Table 3 presents the results of the assessment regarding the Sangguniang Kabataan's perception about youth participation in governance in Nagcarlan, Laguna. Participants *strongly agree* that they know the Sangguniang Kabataan could take more actions to enhance youth participation in local governance (M=4.90, SD=0.32). They are satisfied with the level of transparency and accountability within the Sangguniang Kabataan's governance activities (M=4.88, SD=0.35). On the other hand, participants are well-informed about the governance and decision-making processes of the Sangguniang Kabataan (M=4.84, SD=0.38).

The level of Sangguniang Kabataan perception about youth participation in terms of governance attained a weighted mean score of 4.87 was *very high* among the respondents. In accordance with the overall results, the Sangguniang Kabataan members in Nagcarlan, Laguna, express confidence in their potential to further enhance their involvement, satisfaction with the transparency and accountability of SK activities, and a good understanding of the governance processes.

Table 4. Level of Sangguniang Kabataan Perception about Youth Participation in Terms of Health

INDICATORS	MEAN	SD	REMARKS
<i>I believe that my involvement in Sangguniang Kabataan's health initiatives has positively impacted my ability to collaborate with others.</i>	4.87	0.34	Strongly Agree
<i>I feel that the leadership skills I have gained through Sangguniang Kabataan's health projects will benefit me in future endeavors.</i>	4.86	0.35	Strongly Agree
<i>I know that engaging in Sangguniang Kabataan's health programs has positively influenced my sense of community responsibility.</i>	4.88	0.33	Strongly Agree
<i>I believe that the health projects organized by Sangguniang Kabataan provide opportunities for youth</i>	4.87	0.35	Strongly Agree

to actively participate in decision-making processes.

I accept that the Sangguniang Kabataan effectively

fosters a supportive environment for youth participation in health-related activities.	4.88	0.33	Strongly Agree
--	------	------	----------------

Overall Mean = 4.87

Standard Deviation = 0.34

Verbal Interpretation = Very High

Table 4 presents the results of the assessment regarding the Sangguniang Kabataan's perception about youth participation in health in Nagcarlan, Laguna. Participants strongly agree that they know engaging in Sangguniang Kabataan's health programs has positively influenced my sense of community responsibility (M=4.88, SD=0.33). They believe that involvement in Sangguniang Kabataan's health initiatives has positively impacted my ability to collaborate with others (M=4.87, SD=0.35). On the other hand, they feel that the leadership skills they have gained through Sangguniang Kabataan's health projects will benefit them in future endeavors (M=4.86, SD=0.35).

The level of Sangguniang Kabataan perception about youth participation in terms of health attained a weighted mean score of 4.87 was *very high* among the respondents. In accordance with the overall results, the Sangguniang Kabataan members in Nagcarlan, Laguna, affirms the effectiveness in promoting and contributing to the well-rounded development of youth in the context of health-related initiatives.

Level of Holistic Development

The level of respondent's holistic development includes cognitive, social, civic, and physical. To determine the level of holistic development, the data gathered were treated using the weighted mean and standard deviation.

Table 5. Level of Holistic Development in Terms of Cognitive

INDICATORS	MEAN	SD	REMARKS
<i>I believe that the cognitive development, which includes my skills like problem-solving, critical thinking, and knowledge acquisition, has significantly improved due to my involvement with the Sangguniang Kabataan.</i>	4.90	0.31	Strongly Agree
<i>I feel that the Sangguniang Kabataan's programs and activities have positively impacted my cognitive development.</i>	4.83	0.38	Strongly Agree
<i>I think there is room for improvement in enhancing the cognitive development of youth through the Sangguniang Kabataan's initiatives.</i>	4.89	0.33	Strongly Agree
<i>I actively participate in Sangguniang Kabataan activities that increased my intellectual growth and abilities.</i>	4.88	0.33	Strongly Agree
<i>I am satisfied with the level of emphasis on cognitive development within the Sangguniang Kabataan's programs.</i>	4.88	0.33	Strongly Agree

Overall Mean = 4.87

Standard Deviation = 0.34

Verbal Interpretation = Very High

Table 5 show the results of the survey on the level of holistic development of Sangguniang Kabataan's in Nagcarlan, Laguna in terms of cognitive. Participants *strongly agree* that their cognitive development, including problem-solving, critical thinking, and knowledge acquisition, has significantly improved due to their involvement with the Sangguniang Kabataan (M=4.90, SD=0.31). There is room for improvement in enhancing the cognitive development of youth through the Sangguniang Kabataan's initiatives. (M=4.89, SD=0.33). On the other hand, the Sangguniang Kabataan's initiatives and programs had a favorable effect on individual cognitive growth (M=4.83, SD=0.38).

The overall mean score for all indicators is 4.87, indicating a *Very high level* of cognitive development of the participants. This means that the involvement of the individual significantly contributed to their intellectual growth and abilities.

Table 6. Level of Holistic Development in Terms of Social

Indicators	Mean	SD	Remarks
<i>I have witnessed a substantial enhancement in my social development, encompassing crucial skills such as teamwork, communication, and interpersonal relationships in the project of Sangguniang Kabataan.</i>	4.87	0.34	Strongly Agree
<i>I actively participated in Sangguniang Kabataan activities that improved my ability to work effectively with others and engage in the community.</i>	4.87	0.34	Strongly Agree
<i>I believe that Sangguniang Kabataan has facilitated opportunities for me to build meaningful social connections.</i>	4.86	0.38	Strongly Agree
<i>I believe that my involvement in Sangguniang Kabataan has allowed me to interact with a diverse group of peers.</i>	4.88	0.33	Strongly Agree
<i>I am confident that my sense of community and camaraderie within Sangguniang Kabataan.</i>	4.88	0.33	Strongly Agree

Overall Mean = 4.87

Standard Deviation = 0.34

Verbal Interpretation = Very High

Table 6 show the results of the survey on the level of holistic development of Sangguniang Kabataan's in Nagcarlan, Laguna in terms of social. Participants strongly agree that they are confident with their sense of community and camaraderie within Sangguniang Kabataan (M=4.88, SD=0.33). The youth witnessed a substantial enhancement in social development, encompassing crucial skills such as teamwork, communication, and interpersonal relationships in the project of Sangguniang Kabataan (M=4.87, SD=0.34). On the other hand, Sangguniang Kabataan has facilitated opportunities for the youth to build meaningful social connections (M=4.86, SD=0.38).

The level of holistic development in terms of social development attained a weighted mean score of 4.87 was *very high* among the respondents. This mean that the confidence of the individual in their sense of community and camaraderie within the Sangguniang Kabataan, witness substantial enhancement in social skills through projects, and recognize the facilitation of meaningful social connections.

Table 7. Level of Holistic Development in Terms of Civic

Indicators	Mean	SD	Remarks
<i>I have significantly deepened my understanding of civic responsibilities and community engagement.</i>	4.86	0.36	Strongly Agree
<i>I believe that the programs and activities organized by the Sangguniang Kabataan have positively influenced my civic development.</i>	4.84	0.38	Strongly Agree
<i>I actively participate in Sangguniang Kabataan activities that increased my commitment to community involvement and civic engagement.</i>	4.88	0.34	Strongly Agree
<i>I believe that Sangguniang Kabataan has encouraged my involvement in community service and volunteer activities.</i>	4.90	0.31	Strongly Agree
<i>I feel that Sangguniang Kabataan has connected me with like-minded individuals who are passionate about community development.</i>	4.88	0.33	Strongly Agree
Overall Mean = 4.87			
Standard Deviation = 0.34			
Verbal Interpretation = Very High			

Table 7 show the results of the survey on the level of holistic development of Sangguniang Kabataan's in Nagcarlan, Laguna in terms of civic. Participants strongly agree that Sangguniang Kabataan has encouraged my involvement in community service and volunteer activities (M=4.90, SD=0.31). The Sangguniang Kabataan has connected the youth with like-minded individuals who are passionate about community development (M=4.88, SD=0.34). On the other hand, the programs and activities organized by the Sangguniang Kabataan have positively influenced my civic development (M=4.48, SD=0.38).

The level of holistic development in terms of civic development attained a weighted mean score of 4.87 was *very high* among the respondents. This mean that the participants express strong agreement regarding the role in encouraging community service and volunteerism, fostering connections with like-minded individuals, and positively influencing civic development.

Table 8. Level of Holistic Development in Terms of Physical

INDICATORS	MEAN	SD	REMARKS
<i>I understand that a focus on physical development positively contributes to the overall image and reputation of the youth.</i>	4.89	0.32	Strongly Agree
<i>I learn that engaging in physical development activities of Sangguniang Kabataan positively impacts my ability to cope with stress and challenges of the youth.</i>	4.86	0.35	Strongly Agree
<i>I believe that a focus on physical development is crucial for the success of the youth holistic development efforts.</i>	4.89	0.34	Strongly Agree
<i>I recognize the importance of including physical development programs in the overall youth development initiatives of Sangguniang Kabataan.</i>	4.87	0.35	Strongly Agree
<i>I believe that physical development positively contributes to</i>	4.89	0.31	Strongly Agree

my ability to effectively communicate and collaborate within Sangguniang Kabataan.

Overall Mean = 4.88

Standard Deviation = 0.33

Verbal Interpretation = Very High

Table 8 show the results of the survey on the level of holistic development of Sangguniang Kabataan's in Nagcarlan, Laguna in terms of physical. Participants strongly agree that physical development positively contributes to my ability to effectively communicate and collaborate within Sangguniang Kabataan (M=4.89, SD=0.31). The participants focus that physical development positively contributes to the overall image and reputation of the youth (M=4.89, SD=0.31). On the other hand, engaging in physical development activities of Sangguniang Kabataan positively impacts the ability to cope with stress and challenges of the youth (M=4.86, SD=0.35)

The level of holistic development in terms of physical development attained a weighted mean score of 4.88 was *very high* among the respondents. This means that they affirm the significant role in promoting a comprehensive and physically healthy development among the youth in the local community.

Level of Leadership Skills

The level of respondent's leadership skills includes decision making, problem solving, creativity and teamwork. To determine the level of leadership skills, the data gathered were treated using the weighted mean and standard deviation.

Table 9. Level of Leadership Skills in Terms of Decision-making

INDICATORS	MEAN	SD	REMARKS
<i>I feel confident with my ability to make important decisions in my role as a member of Sangguniang Kabataan.</i>	4.89	0.31	Strongly Agree
<i>I believe that my decisions as a youth leader have a positive impact on our community.</i>	4.88	0.33	Strongly Agree
<i>I regularly seek input and opinions from others before making decisions in my leadership position.</i>	4.86	0.37	Strongly Agree
<i>I am comfortable with the level of responsibility that comes with decision-making in my role.</i>	4.87	0.34	Strongly Agree
<i>I believe that my decision-making skills have improved as a result of my involvement with Sangguniang Kabataan.</i>	4.87	0.34	Strongly Agree

Overall Mean = 4.87

Standard Deviation = 0.34

Verbal Interpretation = Very High

Table 9 provides data on the level of leadership skills in terms of decision-making among individuals involved with the Sangguniang Kabataan. Participants strongly agree that they feel confident in their ability to make important decisions in their role as members of Sangguniang Kabataan (M=4.89, SD=0.31). Most participants believe that the decision-making skills have improved as a result of their involvement with Sangguniang Kabataan (M=4.87, SD=0.34). The participants regularly seek input and opinions from others

before making decisions in my leadership position ($M=4.86$, $SD=0.37$).

The overall mean for the leadership skills in decision-making indicators is high at 4.87. The verbal interpretation suggests a very high level of leadership skills in terms of decision-making among individuals involved with the Sangguniang Kabataan. This means that a strong positive perception of leadership skills related to decision-making was observed among the participants such as a high level of confidence, and perceived improvement in decision-making skills.

Table 10. Level of Leadership Skills in Terms of Problem Solving

INDICATORS	MEAN	SD	REMARKS
<i>I actively seek innovative solutions when faced with community issues as a youth leader.</i>	4.84	0.38	Strongly Agree
<i>I involve others in the problem-solving process to ensure a well-rounded perspective.</i>	4.82	0.39	Strongly Agree
<i>I believe that my problem-solving skills contribute to positive changes within our community.</i>	4.86	0.35	Strongly Agree
<i>I enhanced my problem-solving abilities in involving the Sangguniang Kabataan activities.</i>	4.89	0.31	Strongly Agree
<i>I believe my participation in Sangguniang Kabataan has enhanced my critical thinking abilities.</i>	4.87	0.36	Strongly Agree

Overall Mean = 4.86

Standard Deviation = 0.36

Verbal Interpretation = Very High

Table 10 provides data on the level of leadership skills in terms of problem solving among individuals involved with the Sangguniang Kabataan. Participants *strongly agree* that they enhanced their problem-solving abilities in involving the Sangguniang Kabataan activities ($M=4.89$, $SD=0.31$). They believe that their participation in Sangguniang Kabataan has enhanced their critical thinking abilities ($M=4.87$, $SD=0.36$). The participants involve others in the problem-solving process to ensure a well-rounded perspective ($M=4.82$, $SD=0.39$).

The overall mean for leadership skills in problem solving indicators is high at 4.86. The verbal interpretation suggests a very high level of leadership skills in terms of problem solving among individuals involved with the Sangguniang Kabataan. This means that across the dimensions indicates a shared belief in the developmental influence of Sangguniang Kabataan activities on these leadership competencies.

Table 11. Level of Leadership Skills in Terms of Creativity

Indicators	MEAN	SD	REMARKS
<i>I enjoy exploring ideas when working on youth leadership projects.</i>	4.89	0.33	Strongly Agree
<i>I believe that brainstorming is essential in addressing the needs of our community.</i>	4.91	0.29	Strongly Agree
<i>I actively encourage and support creative thinking within my youth leadership team.</i>	4.90	0.32	Strongly Agree
<i>I think that my creative skills have a positive impact on our community projects.</i>	4.88	0.33	Strongly Agree
<i>I enhanced my creativity and innovative thinking</i>	4.88	0.33	Strongly Agree

when I involved in Sangguniang Kabataan.

Overall Mean = 4.89

Standard Deviation = 0.32

Verbal Interpretation = Very High

Table 11 provides data on the level of leadership skills in terms of creativity among individuals involved with the Sangguniang Kabataan. Participants *strongly agree* that brainstorming is essential in addressing the needs of the community (M=4.91, SD=0.29). They actively encourage and support creative thinking within the youth leadership team (M=4.90, SD=0.32). They enhanced the creativity and innovative thinking when they involved in Sangguniang Kabataan (M=4.88, SD=0.33).

The overall mean for leadership skills in creativity indicators is high at 4.89. The verbal interpretation suggests a very high level of leadership skills in terms of creativity among individuals involved with the Sangguniang Kabataan. This means that a strong commitment to brainstorming as a problem-solving tool, actively encourage creative thinking within the youth leadership team, and report enhanced creativity and innovative thinking through their involvement.

Table 12. Level of Leadership Skills in Terms of Teamwork

INDICATORS	MEAN	SD	REMARKS
<i>I understand the importance of cooperation and mutual support in achieving common goals as part of the youth.</i>	4.86	0.35	Strongly Agree
<i>I recognize the role of teamwork in fostering a sense of belonging and unity among youth.</i>	4.88	0.33	Strongly Agree
<i>I believe that teamwork is essential for addressing challenges and implementing initiatives effectively in Sangguniang Kabataan.</i>	4.90	0.32	Strongly Agree
<i>I understand that effective teamwork contributes to a positive and supportive environment within Sangguniang Kabataan.</i>	4.90	0.31	Strongly Agree
<i>I believe that participating in collaborative initiatives helps me develop empathy and understanding towards fellow youth.</i>	4.94	0.24	Strongly Agree

Overall Mean = 4.89

Standard Deviation = 0.31

Verbal Interpretation = Very High

Table 12 provides data on the level of leadership skills in terms of teamwork among individuals involved with the Sangguniang Kabataan. Participants *strongly agree* that participating in collaborative initiatives helps them to develop empathy and understanding towards fellow youth (M=4.94, SD=0.24). They understand that effective teamwork contributes to a positive and supportive environment within Sangguniang Kabataan (M=4.90, SD=0.31). They understand the importance of cooperation and mutual support in achieving common goals as part of the youth (M=4.86, SD=0.35).

The overall mean for leadership skills in teamwork is high at 4.89. The verbal interpretation suggests a very high level of leadership skills in terms of teamwork among individuals involved with the Sangguniang Kabataan. This means that collaborative initiatives promote empathy and understanding, recognize the contribution of teamwork to a positive environment, and understand the importance of cooperation and

mutual support in achieving common goals.

Table 13. Significant difference in the Holistic Development of the Sangguniang Kabataan when grouped according to profile

Source	Dependent Variable	Type III Sum of Squares	Df	Mean Square	F	p
Age	Civic	.465	4	.116	1.877	.116
	Cognitive	.321	4	.080	1.310	.268
	Social	.120	4	.030	.474	.755
	Physical	.676	4	.169	2.636	.035**
Gender	Civic	.122	1	.122	1.940	.165
	Cognitive	.106	1	.106	1.721	.191
	Social	.100	1	.100	1.599	.208
	Physical	.036	1	.036	.549	.460
Civil Status	Civic	.068	1	.068	1.077	.301
	Cognitive	.066	1	.066	1.069	.302
	Social	.070	1	.070	1.120	.291
	Physical	.062	1	.062	.932	.335
Educational Attainment	Civic	.717	4	.179	2.955	.021**
	Cognitive	1.189	4	.297	5.238	.000**
	Social	.511	4	.128	2.088	.084
	Physical	.584	4	.146	2.259	.064
Socio-economic Status	Civic	.203	4	.051	.802	.525
	Cognitive	.725	4	.181	3.065	.018**
	Social	.203	4	.051	.809	.521
	Physical	.511	4	.128	1.968	.101
Position Held	Civic	.045	1	.045	.712	.400
	Cognitive	.072	1	.072	1.174	.280
	Social	.010	1	.010	.156	.693
	Physical	.002	1	.002	.027	.870

Note: ** $p < .05$.

Table 13 show the significant difference in the Holistic Development of the Sangguniang Kabataan when grouped according to profile. As indicated in the table for age, there is a significant difference in the physical dimension of holistic development of the participants since of ($p = .035 < .05$). This means that age may influence physical development within the Sangguniang Kabataan participants. According to Zacher (2018) workers actively monitor their personal age-related characteristics, namely their appearance and behavior, as well as the interactions with their social environment. They subsequently categorize themselves into an age group based on these observed traits - a classification that seems to align best with their own perceptions and features.

On the other hand, Gender, Civil Status, and Position Held do not show significant differences in any dimension ($p > 0.05$) indicating that these factors may not influence holistic development in the specified categories. Educational Attainment shows significant differences in Civic holistic development ($p = .021 < .05$) and Cognitive dimensions, ($p = .000 < .05$) suggesting that the level of education may play a role in these

aspects of development. Lastly socio-economic Status shows a significant difference in the cognitive dimension ($p = .018 < .05$), indicating that individuals with different socio-economic status may exhibit variations in cognitive development within the Sangguniang Kabataan.

Overall, these results conclude that among the demographic profiles examined, age and socio-economic status have significant differences on certain dimensions of holistic development such as physical development, civic development, and cognitive development. It suggests that there is a correlation between a child's father being from the working class and lower mental abilities at ages 12, 18, and 57.

In conclusion, study suggests that understanding these factors is crucial for developing interventions and policies aimed at promoting the holistic development of youth and ensuring equal opportunities for all individuals in society.

Table 14. Significant difference in the Leadership Skills of the Sangguniang Kabataan when grouped according to profile

Source	Dependent Variable	Type Sum of Squares	df	Mean Square	F	p
Age	Decision-making	.594	4	.149	2.112	.081
	Problem Solving	.591	4	.148	1.787	.133
	Creativity	.531	4	.133	2.072	.086
	Teamwork	.303	4	.076	1.386	.240
Gender	Decision-making	.103	1	.103	1.430	.233
	Problem Solving	.012	1	.012	.148	.701
	Creativity	.285	1	.285	4.427	.037**
	Teamwork	.025	1	.025	.453	.502
Civil Status	Decision-making	.068	1	.068	.944	.332
	Problem Solving	.086	1	.086	1.022	.313
	Creativity	.050	1	.050	.768	.382
	Teamwork	.046	1	.046	.833	.363
Educational Attainment	Decision-making	1.059	4	.265	3.895	.005**
	Problem Solving	1.229	4	.307	3.868	.005**
	Creativity	.673	4	.168	2.657	.034**
	Teamwork	.688	4	.172	3.268	.013**
Socio-economic Status	Decision-making	.195	4	.049	.672	.612
	Problem Solving	.493	4	.123	1.482	.209
	Creativity	.288	4	.072	1.102	.357
	Teamwork	.529	4	.132	2.475	.046**
Position Held	Decision-making	.005	1	.005	.069	.793
	Problem Solving	.005	1	.005	.059	.808
	Creativity	.010	1	.010	.149	.700
	Teamwork	.001	1	.001	.014	.904

Note: ** $p < .05$.

Table 14 show the significant difference in the leadership skills of the Sangguniang Kabataan when grouped according to profile. As indicated in the table for age, age do not show any significant differences in any aspect of leadership skills within the Sangguniang Kabataan participants.

On the other hand, as presented in the table for gender, there is a significant difference in the creativity since of ($p=.037 < .05$). This means that gender may influence creativity in leadership skills within the Sangguniang Kabataan participants. Gender is important in forming the experiences, chances, and difficulties for young individuals when they take part in civic activities and grow their leadership skills. What society thinks about gender roles can affect which community actions young people are urged or supposed to join Bartolo (2021).

Civil status shows significant difference in the decision-making of the participants since of ($p=.005 < .05$), indicating that civil status may influence the decision-making in leadership skills within the Sangguniang Kabataan participants. Grasping how the detailed way that being married or not shapes how young people get involved in politics is important for growing their active participation as citizens. Recognizing that marital status is more than just a simple trait of population groups, but instead influences deeply on what political actions they take, and which issues they care about helps us create specific strategies to involve youth better in democracy.

Moreover, educational attainment shows significant difference in terms of problem solving ($p=.005 < .05$), creativity ($p=.034 < .05$), and teamwork ($p=.013 < .05$). This means that educational attainment may influence the problem solving, creativity, and teamwork within Sangguniang Kabataan participants. According to Sloam (2021) the group involved in community activities that researched had better educational backgrounds and lived longer at their current homes compared to the general population. This supports the idea that having more education and a stronger bond with one's neighborhood encourages participation in civic matters. It seems there is a small connection in the group of people who are active in their community – things like education levels, what kind of degree they have, and how long they've lived in one place do not tell us much about why these people decide to volunteer on local committees.

Socio-economic status shows significant difference in teamwork of participants since of ($p=.046 < .05$), it indicates that socio-economic status may influence teamwork within Sangguniang Kabataan participants.

Lastly, as indicated in the table for position held, position held do not show any significant differences in any aspect in leadership skills within the Sangguniang Kabataan participants.

Overall, these results conclude that among the demographic profiles examined, gender, civil status, educational attainment, and socio-economic status have significant differences in the aspects of leadership skills. However, age and position held do not show significant differences in any aspects of leadership skills within Sangguniang Kabataan.

The findings suggest that interventions aimed at enhancing leadership skills within Sangguniang Kabataan may need to consider the influence of these demographic factors to foster more inclusive and effective leadership development programs.

In conclusion, the findings highlight the importance of considering demographic factors such as gender, civil status, educational attainment, and socio-economic status in designing effective leadership development programs for Sangguniang Kabataan participants.

Table 15. Significant Relationship of Youth Participation to the Holistic Development of the Sangguniang Kabataan

Youth Participation		Holistic Development			
		Civic	Cognitive	Social	Physical
Active Citizenship	Pearson				
	Correlation	.536**	.655**	.581**	.670**
	Sig. (2-tailed)	.000	.000	.000	.000
	N	200	200	200	200

Governance	Pearson Correlation	.681**	.539**	.536**	.536**
	Sig. (2-tailed)	.000	.000	.000	.000
	N	200	200	200	200
Health	Pearson Correlation	.604**	.711**	.581**	.705**
	Sig. (2-tailed)	.000	.000	.000	.000
	N	200	200	200	200
Education	Pearson Correlation	.677**	.606**	.539**	.629**
	Sig. (2-tailed)	.000	.000	.000	.000
	N	200	200	200	200

Note: ** $p < .05$.

The table 15 presents significant relationship between youth participation and the holistic development of the Sangguniang Kabataan (SK) across different dimensions, namely civic, cognitive, social, and physical. The results indicate statistically significant relationships.

It is interesting to note the significant relationship, exist between the level of youth participation in terms of active citizenship and holistic development of Sangguniang Kabataan in terms of civic, ($r=.536$, $p=.000$), cognitive ($r=.655$, $p=.000$), social $r=.581$, $p=.000$) and physical $r=.670$, $p=.000$). The correlation is all positive. This means that higher levels of active citizenship among youth are associated with higher levels of holistic development in all four dimensions within the Sangguniang Kabataan. Suhaimi (2018) study have noted that if we engage youngsters by allowing them to make choices concerning youth development programs conducted by groups of young people, this can cultivate positive traits and values among the youth. Thus, they turn into more significant members within society for both now and future times.

The level of youth participation in terms of civic ($r=.681$, $p=.000$), cognitive ($r=.539$, $p=.000$), social ($r=.604$, $p=.000$) and physical ($r=.705$, $p=.000$) shows a significant relationship. All the correlations are positive. Higher governance levels in the youth participation to better leadership skills across all four areas inside the Sangguniang Kabataan. Metz (2016) suggests that civic purpose, which he defines as a persistent and intentional commitment to contribute beyond oneself through political or civic action, amalgamates motivation components with civic activity and future-focused civic intent; hence demonstrating an intrinsic developmental connection.

It is noticeable that there's a strong connection in the Sangguniang Kabataan youth participation in terms of health and holistic development of Sangguniang Kabataan in terms of civic ($r=.604$, $p=.000$), cognitive ($r=.711$, $p=.000$), social ($r=.581$, $p=.000$), and physical ($r=.705$, $p=.000$) shows significant relationship. All these relationships are positive ones. Higher active citizenship in young people is linked with better overall development across the four aspects of Sangguniang Kabataan. Sharma (2016) states that because we are part of a society, it is very important for individuals to follow the rules and beliefs of that society. The parts of behavior known as social skills enable us to engage with other people and keep good relationships within the community.

Indeed, a pronounced correlation exists: the Sangguniang Kabataan's holistic development in terms of civic ($r=.677$, $p=.000$); cognitive ($r=.606$, $p=.000$); social ($r=.539$, $p=.000$), and physical ($r=.629$, $p=.000$), all display significant relationships with youth participation in education.

Moreover, participation in diverse experiences nurtures emotional intelligence, empathy, and social awareness, contributing to well-rounded personal development. By actively participating in their communities and pursuing their interests, youth not only enhance their cognitive, emotional, and social competencies but also cultivate a sense of belonging, purpose, and resilience, ultimately shaping them into empowered and

engaged members of society.

Table 16. Significant relationship of youth participation to the Leadership Skills of the Sangguniang Kabataan

Youth Participation		Leadership Skills			
		Decision Making	Problem Solving	Creativity	Team work
Active Citizenship	Pearson Correlation	.548**	.575**	.544**	.512**
	Sig. (2-tailed)	.000	.000	.000	.000
	N	200	200	200	200
Governance	Pearson Correlation	.413**	.510**	.651**	.542**
	Sig. (2-tailed)	.000	.000	.000	.000
	N	200	200	200	200
Health	Pearson Correlation	.685**	.641**	.664**	.633**
	Sig. (2-tailed)	.000	.000	.000	.000
	N	200	200	200	200
Education	Pearson Correlation	.598**	.617**	.681**	.525**
	Sig. (2-tailed)	.000	.000	.000	.000
	N	200	200	200	200

Note: ** $p < .05$.

Table 16 highlights the significant relationship between youth participation and leadership skills within the Sangguniang Kabataan, emphasizing the importance of active engagement in decision-making, problem-solving, creativity, and teamwork. These findings underscore the value of youth involvement in SK activities as a means of nurturing leadership potential and empowering young individuals to contribute meaningfully to their communities.

It is interesting to note the significant relationship, exist between the level of youth participation in terms of active citizenship and leadership skills of Sangguniang Kabataan in terms of decision-making ($r=.548$, $p=.000$), problem-solving ($r=.575$, $p=.000$), creativity ($r=.544$, $p=.000$) and teamwork ($r=.512$, $p=.000$). The correlation is all positive. This means that higher levels of active citizenship among youth are associated with higher levels of holistic development in all four dimensions within the Sangguniang Kabataan. According to Nabil (2017) focuses on how leadership can affect the management of creativity and innovation within an organization. One key finding is that creativity involves coming up with or noticing new ideas, choices, or opportunities, while innovation means making these fresh and creative thoughts become actual solutions to assist organizations in reaching their objectives.

The level of youth participation in terms of governance and leadership skills of Sangguniang Kabataan in terms of decision-making ($r=.413$, $p=.000$), problem-solving ($r=.510$, $p=.000$), creativity ($r=.651$, $p=.000$), and teamwork ($r=.542$, $p=.000$) shows significant relationship. All the correlations are positive. Higher governance levels in the youth participation to better leadership skills across all four areas inside the Sangguniang Kabataan. When leaders make choices, it's very important because they guide the organization, and its success depends on them. They need to be good at looking at information closely, thinking about what might go wrong, and knowing how their choices will affect the future aims of the group by Yunita (2023).

It is noticeable that there's a strong connection in the Sangguniang Kabataan youth participation in terms of health and leadership skills of Sangguniang Kabataan in terms of decision-making ($r=.685$, $p=.000$), problem-solving ($r=.641$, $p=.000$), creativity ($r=.664$, $p=.000$), and teamwork ($r=.633$, $p=.000$) shows significant relationship. All these relationships are positive ones. Higher active citizenship in young people is linked with better overall development across the four aspects of Sangguniang Kabataan.

Indeed, a pronounced correlation exists: the Sangguniang Kabataan's leadership skills in terms of decision-making ($r=.677$, $p=.000$); problem-solving ($r=.606$, $p=.000$); creativity ($r=.539$, $p=.000$), and teamwork ($r=.629$, $p=.000$), all display significant relationships with youth participation in education. Notably, all these associations are positive; this underscores an intrinsic connection between youth participation and leadership skills outcomes across multiple facets of Sangguniang Kabataan's life. Young people who actively participate in the Sangguniang Kabataan demonstrate better overall development across its four aspects. The achievement of a young people's group relies on how well the teams in it can cooperate to reach shared goals.

4. Conclusion and Recommendation

In relation to the above-mentioned findings, the following conclusions were drawn:

First, The demographic profile examined, age and socio-economic status have significant differences on certain dimensions of holistic development such as physical development, civic development, and cognitive development thus, the null hypothesis was rejected. However, the gender, civil status and position held do not show some significant differences in any dimension of holistic development thus, the null hypothesis was accepted. Also, the demographic profiles examined, gender, civil status, educational attainment, and socio-economic status have significant differences in the aspects of leadership skills therefore it was rejected. However, age and position held do not show significant differences in any aspects of leadership skills within Sangguniang Kabataan thus, it was accepted. Lastly, The youth participation of the respondents was observed to have a significant relationship on the holistic development and leadership skills of Sangguniang Kabataan. Therefore, the null hypothesis was rejected.

The following were recommended based on the findings of the study:

1. Sangguniang Kabataan can make their youth participation programs better by bringing in different viewpoints, making sure things are clear and responsible, and answering well. This will help to create strong and lasting activities for the full growth of young people's leadership abilities.
2. The Sangguniang Kabataan can equip the energy of young individuals participating to encourage full development and nurture strong leadership skills among its members. This benefits not only the organization itself but also enhances the overall wellbeing and vigor of young people and their communities.
3. Local government units can organize training programs and workshops that focus on leadership, project management, communication, and advocacy to strengthen the capacity of young people for them to actively participate in Sangguniang Kabataan and across the wider community.

References:

- Kavolius, K. (2023). The Attitude of Youth Towards the Threats and Benefits of Active Citizenship. Retrieved from https://www.researchgate.net/publication/372274068_The_Attitude_of_Youth_Towards_the_Threats_and_Benefits_of_Active_Citizenship